


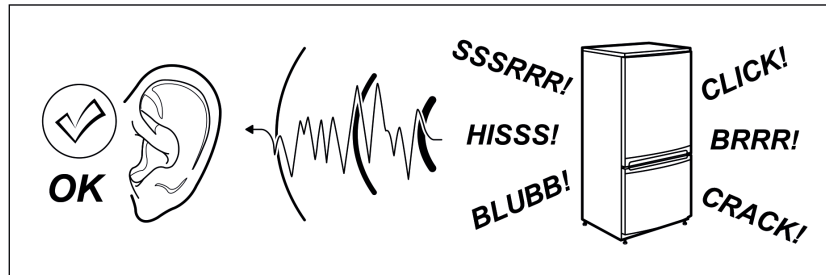


If you find that something is wrong with your refrigerator, you can carry out some easy checks before calling for service. You may be able to fix the problem and save time and costs, and spare yourself from some inconvenience.



Problem

Solution

When your appliance is not operating

- Check that the power cord is plugged into the power outlet properly and that the outlet is switched on.
- Try running another appliance from the same power outlet. If no power is coming out from the outlet, you may have a blown fuse or tripped your household power supply circuit.
- Try adjusting the temperature control to a slightly colder position.
- It is normal for the freezer fan to NOT operate during the automatic defrost cycle or for a short time after the refrigerator is turned on.

When there is refrigerator noise

- Your refrigerator uses energy efficient components that may produce different noises from your old refrigerator.
- Occasionally, a gurgling sound of the refrigerant flowing or the sound of parts contracting or expanding may be heard.
- These sounds are quite normal. If the refrigerator is rattling or making vibrating noises, check that it is level and adjust levelling foot.

If there are odours inside the refrigerator

- The interior may need cleaning
- Some foods may produce strong odours and need to be tightly sealed.

If the temperature in the refrigerator is too warm

- Check that the refrigerator has enough clearance at the sides, back and top. Refer to the installation instructions in this manual.
- Refer to 'Temperature Control' section.
- The door may have been opened for too long or too frequently.
- Food containers or packaging may be holding the door

If the temperature in the refrigerator is too cold

- Refer to 'Temperature Control' section.
- Increase the temperature to avoid high energy consumption.

SERVICE REQUEST

If the problem persists after you have made the above mentioned checks, contact your nearest service centre or the dealer where you bought the refrigerator from. Be ready to quote the model number which is stated on the label found at the inner plastic compartment liner wall of the refrigerator.

Important notice

Before calling a service technician, please check carefully the operating instructions, service booklet and warranty terms and conditions.