

Swedish thinking. Better living.

Washing
machines
& washer
dryers

 **Electrolux**



Your clothes last longer with precise detergent dosing*

Katakan selamat tinggal pada kebiasaan lama dan selamat datang untuk Autodose. UltimateCare 900 dengan teknologi AutoDose menentukan takaran yang tepat dari deterjen cair & pelembut berdasarkan pada jenis kain Anda dan banyak beban. Ini berarti Anda bisa yakin pakaian Anda akan dibersihkan dan dirawat dengan baik, terlindung dari pemudaran dan tahan lebih lama.*



AutoDose

Lebih sedikit pemudaran karena takaran akurat untuk deterjen dan pelembut cair.



Ultramix™

UltraMix™ Pencampuran air dan deterjen untuk menjaga pakaian Anda tetap terlihat baru lebih lama.



Vapour Refresh

Cepat menyegarkan pakaian dan menghaluskan kerutan menggunakan 33 menit Siklus vapour refresh.



Connectivity

Aplikasi Electrolux Life memberikan saran untuk merawat 37 jenis kain yang berbeda.



Vapour Care

Teknologi Vapour menghilangkan hingga 99,9% alergen dan kuman pada akhir siklus.



SensorWash™ Technology

Mendeteksi kotoran dan menyesuaikan siklus pencucian, memastikan pakaian dicuci dan dirawat dengan sempurna.



Ultramix™

Pencampuran air dan deterjen untuk menjaga pakaian Anda tetap terlihat baru lebih lama dengan pemudaran 40% lebih sedikit setelah 1 tahun.



Load Sensor™

Menimbang pakaian dan menyesuaikan waktu, air dan energi untuk pencucian dan pengeringan yang optimal, mengurangi kerusakan.



Vapour Refresh


Membuat menyetrika lebih mudah, menyegarkan pakaian dengan uap secara lembut untuk mengurangi kerutan hingga 23%.



Vapour Care

Mengurangi kerutan pada pakaian dan mengurangi alergen hingga 99.9%*

*Anti-alergen pada bahan katun ada di suhu 60° dengan metode penguapan.



Inverter Technology

Mencuci lebih efisien sekaligus hemat listrik dan ramah lingkungan.



Add Clothes

Kebebasan untuk menambahkan pakaian pada saat pencucian.

*Dalam waktu 10-15 menit setelah siklus mencuci mulai tergantung kepada program pencucian yang dipilih.



XXXL Door

Memasukan dan mengeluarkan bed cover atau selimut lebih mudah dengan pintu yang lebih besar.





UltraEco System

Hemat energi dengan daya listrik rendah, hanya 350 Watt. Mencuci sehari-hari hanya Rp. 500.



New Hijab Care

Program khusus untuk merawat Hijab Anda.



New Batik Care

Program khusus untuk merawat Batik Anda.



Time Manager

Mengatur waktu pencucian sesuai dengan tingkat kekotoran pakaian dengan hasil cucian yang bersih maksimal.





UltimateCare 900 with Autodose Front Load Washer EWF1141R9WB (White)

Dimensi Produk : 600x850x636 (WxHxD)(mm)

- 11 Kg Capacity
- AutoDose for precise dosage, less wear and tear*.
- SensorWash with AI removes 49 different visible stains*.
- No more visible detergent residue with UltraMix*.
- HygienicCare removes 99.9% allergens and germs*.
- Set quick cycles to suit your schedule.
- Enjoy connectivity with the Electrolux Life App.
- EcoInverter motor uses 50% less energy*.
- Woolmark program is as gentle as handwashing*.



UltimateCare 700 Front Load Washer Dryer EWW1142Q7WB (White)

Dimensi Produk : 645x850x636 (WxHxD)(mm)

- 11/7 Kg Capacity
- SensorWash with AI removes 49 different visible stains*.
- No more visible detergent residue with UltraMix*.
- HygienicCare removes 99.9% allergens and germs*.
- Vapour refreshes clothes without washing.
- Set quick cycles to suit your schedule.
- Electrolux Life app provides care advice on demand.
- EcoInverter motor uses 50% less energy*.
- Woolmark program is as gentle as handwashing*.



UltimateCare 700 Front Load Washer EWF1142Q7WB (White)

Dimensi Produk : 600x850x636 (WxHxD)(mm)


- 11 Kg Capacity
- SensorWash with AI removes 49 different visible stains*.
- No more visible detergent residue with UltraMix*.
- HygienicCare removes 99.9% allergens and germs*.
- Set quick cycles to suit your schedule.
- Electrolux Life app provides care advice on demand.
- EcoInverter motor uses 50% less energy*.
- Woolmark program is as gentle as handwashing*.
- Add clothes up to 15 mins after the cycle starts.



UltimateCare 500 Front Load Washer Dryer EWW1024P5WB (White)

Dimensi Produk : 600x850x636 (WxHxD)(mm)


- 10/7 Kg Capacity
- No more visible detergent residue with UltraMix*.
- HygienicCare removes 99.9% allergens and germs*.
- EcoInverter motor uses 50% less energy*.
- Set quick cycles to suit your schedule.
- Woolmark program is as gentle as handwashing*.
- Add clothes up to 15 mins after the cycle starts.
- Adjust temperatures to care for different fabrics.
- Wash to Dry keeps clothes away from air pollution.



UltimateCare 500 Front Load Washer EWF1024P5WB (White)

Dimensi Produk : 600x850x636 (WxHxD)(mm)

- 10 Kg Capacity
- No more visible detergent residue with UltraMix*.
- HygienicCare removes 99.9% allergens and germs*.
- EcoInverter motor uses 50% less energy*.
- Set quick cycles to suit your schedule.
- Woolmark cycle for machine-washable woollens*.
- Add clothes up to 15 mins after the cycle starts.
- Adjust temperatures to care for different fabrics.



UltimateCare 500 Front Load Washer EWF9024P5WB (White)

Dimensi Produk : 600x850x636 (WxHxD)(mm)

- 9 Kg Capacity
- No more visible detergent residue with UltraMix*.
- HygienicCare removes 99.9% allergens and germs*.
- EcoInverter motor uses 50% less energy*.
- Set quick cycles to suit your schedule.
- Woolmark cycle for machine-washable woollens*.
- Add clothes up to 15 mins after the cycle starts.
- Adjust temperatures to care for different fabrics.



UltimateCare 500 Front Load Washer

EWF8024P5WB (White)

Dimensi Produk : 600x850x552 (WxHxD)(mm)

- 8 Kg Capacity
- No more visible detergent residue with UltraMix*.
- HygienicCare removes 99.9% allergens and germs*.
- EcoInverter motor uses 50% less energy*.
- Set quick cycles to suit your schedule.
- Woolmark cycle for machine-washable woollens*.
- Add clothes up to 15 mins after the cycle starts.
- Adjust temperatures to care for different fabrics.



UltimateCare 300 Front Load Washer

EWF9024D3WB (White)

Dimensi Produk : 600x850x552 (WxHxD)(mm)

- 9 Kg Capacity
- UltraEco uses 70% less energy*.
- Set quick cycles to suit your schedule.
- Add clothes up to 15 mins after the cycle starts.
- Large door makes unloading easy.
- EcoInverter motor uses 50% less energy*.
- Hijab & Batik programs for gentle care.



UltimateCare 300 Front Load Washer

EWF8004E3WB (White)

Dimensi Produk : 600x850x552 (WxHxD)(mm)

- 8 Kg Capacity
- UltraEco uses 70% less energy*.
- Set quick cycles to suit your schedule.
- Add clothes up to 15 mins after the cycle starts.
- Large door makes unloading easy.
- Hijab & Batik programs for gentle care.



UltimateCare 300 Front Load Washer

EWF7554E3WB (White)

Dimensi Produk : 600x850x552 (WxHxD)(mm)

- 7.5 Kg Capacity
- UltraEco uses 70% less energy*.
- Set quick cycles to suit your schedule.
- Add clothes up to 15 mins after the cycle starts.
- Large door makes unloading easy.
- Hijab & Batik programs for gentle care.



UltimateCare 300 Front Load Washer Dryer

EWW8024D3WB (White)

Dimensi Produk : 600x850x537 (WxHxD)(mm)

- 8/5 Kg Capacity
- HygienicCare removes 99.9% allergens and germs*.
- EcoInverter motor uses 50% less energy*.
- Set quick cycles to suit your schedule.
- Adjust temperatures to care for different fabrics.
- Add clothes up to 15 mins after the cycle starts.
- Wash to Dry keeps clothes away from air pollution.





Cyclonic Care Pulsator

Menghasilkan aliran air ke atas, sehingga tidak terjadi penumpukan pakaian di dasar drum untuk mencegah terjadinya lilitan.



SoftClose lid

Pintu mesin cuci yang tertutup secara perlahan, aman untuk anak-anak.



Air Turbo Technology

Memastikan pakaian lebih cepat kering daripada hanya mengeringkan di jemuran.



Inverter Motor

Motor inverter DDM kami memberikan kinerja handal yang sunyi, sedikit getaran.



Prism Drum

Tabung Prism eksklusif meminimalkan kerusakan dengan putaran lembutnya yang mengurangi gesekan dan kusut.



Tub Clean

Otomatis membersihkan tabung saat Anda mencuci, air bersih di dasar tabung luar didorong ke atas untuk membersihkan seluruh tabung sebelum putaran terakhir.



Large Capacity

Ukuran tabung pencucian yang besar sehingga Anda bisa mencuci pakaian lebih maksimal.



Fuzzy Logic

Menyesuaikan pengaturan untuk hasil yang luar biasa.



EliteCare 300 Top Load Washer

EWT7588HIWB (White)

Dimensi Produk : 515x930x525 (WxHxD)(mm)

-
- 7.5 Kg Capacity
 - CyclonicCare Pulsator
 - Prism Drum
 - TubClean
 - AirTurbo Technology
 - Wool cycle



EliteCare 300 Top Load Washer

EWT8588HIWB (White)

Dimensi Produk : 550x925x565 (WxHxD)(mm)

-
- 8.5 Kg Capacity
 - CyclonicCare Pulsator
 - Prism Drum
 - TubClean
 - AirTurbo Technology
 - Wool cycle



EliteCare 300 Top Load Washer

EWT9588HIWB (White)

Dimensi Produk : 550x965x565 (WxHxD)(mm)

-
- 9.5 Kg Capacity
 - CyclonicCare Pulsator
 - Prism Drum
 - TubClean
 - AirTurbo Technology
 - Wool cycle



EliteCare 300 Top Load Washer

EWT0H88HIWB (White)

Dimensi Produk : 580x968x596 (WxHxD)(mm)

-
- 10.5 Kg Capacity
 - CyclonicCare Pulsator
 - Prism Drum
 - TubClean
 - AirTurbo Technology
 - Wool cycle
 - Large capacity



EliteCare 300 Top Load Washer

EW2H88M1SB (White)

Dimensi Produk : 601x990x625 (WxHxD)(mm)

- 12.5 Kg Capacity
- CyclonicCare Pulsator
- Prism Drum
- Inverter motor
- TubClean
- AirTurbo Technology
- Wool cycle
- Large capacity



UltimateCare 300 Top Load Washer

EW7078K6WA (White)

Dimensi Produk : 525x950x560 (WxHxD)(mm)

- 7 Kg Capacity
- Fuzzy logic
- Quick cycles
- SoftClose lid
- TubClean
- Easy clean filter
- Delay end
- Child Lock



UltimateCare 300 Top Load Washer

EW8078K6WA (White)

Dimensi Produk : 550x965x592 (WxHxD)(mm)

- 8 Kg Capacity
- Fuzzy logic
- Quick cycles
- SoftClose lid
- TubClean
- Easy clean filter
- Delay end
- Child Lock



UltimateCare 300 Top Load Washer

EW9078K6WA (White)

Dimensi Produk : 550x965x592 (WxHxD)(mm)

- 9 Kg Capacity
- Fuzzy logic
- Quick cycles
- SoftClose lid
- TubClean
- Easy clean filter
- Delay end
- Child Lock



UltimateCare 500 Top Load Washer

EWT9074N5SA (Onyx dark silver)

Dimensi Produk : 575x972x642 (WxHxD)(mm)

- 9 Kg Capacity
- UltraMix - UC - II
- PowerJet
- ActiveFlow
- AutoLevel
- SoftClose lid
- Sleek Design and durable body



UltimateCare 500 Top Load Washer

EWT1074M5SA (Onyx dark silver)

Dimensi Produk : 575x992x642 (WxHxD)(mm)

- 10 Kg Capacity
- UltraMix - UC - II
- PowerJet
- ActiveFlow
- AutoLevel
- SoftClose lid
- Inverter motor
- Sleek Design and durable body



UltimateCare 500 Top Load Washer

EWT1474M7SA (Onyx dark silver)

Dimensi Produk : 670x1092x707 (WxHxD)(mm)

- 14 Kg Capacity
- StainCare
- UltraMix - UC - II
- PowerJet
- ActiveFlow
- AutoLevel
- SoftClose lid
- Inverter motor
- Sleek Design and durable body



**Swedish thinking.
Better living.**



Indonesia

PT Electrolux Indonesia

Jl. Abdul Muis No.34, Petojo Selatan,Gambir,

Jakarta Pusat 10160, Indonesia

Hotline Service: 0804 111 9999

SMS: 0812 8088 8863

WA: 0811 8339 777

Email: customercareID@electrolux.com

Website: www.electrolux.co.id